

On WATERPROOFED ROOF / EXISTING UPSTAND

VOÛTE ARCADE®

VERSION



Filling

THERMIK' RANGE:

- PCA 16
- PCA 16+
- PCA 20
- PCA 32
- PCA 32+



Metal frame upstand and

- Straight upstand with angle of inclination according to arch chord.
- 20/10 or 30/10 galvanized steel, depending on substrate characteristics.
- Height 400 mm with 50 mm rockwool insulation (other thicknesses on request).
- Curved PVC and aluminum profiles with thermal bridge break.

The VOÛTE ARCADE® is an arcade rooflight primarily intended for toplighting.



also available



OPTIONS



Filling

- PCA 16 IR opale
- PCA 16 transparent
- PCA 20 transparent



Upstand

- Upstand height 400 mm or more
- Lacquered interior (RAL standard colours)
- Colaminated sheet steel top for PVC waterproofing
- Galvanised sheet steel top for PVC waterproofing
- Bare insulation for PVC waterproofing



Other information

- Hot-lacquered frames (in RAL colours to order)
- 6 mm round bar or 16 x 16 mm 1200 joule square tube grid, galvanised or lacquered in standard RAL

Performances du remplissage

Type of filling	Thermal transmittance factor Ug (W/m ² .K)	LT D65 ⁽²⁾	SF ou g ⁽²⁾	Reaction to fire	R _w (dB) ⁽³⁾	Urc of Voûte Arcade ⁽⁴⁾ depending on filling
	U _{hor} ⁽¹⁾					
Opal multi-wall PCA 16	2.0	54 %	55 %	B-s1-d0	R _w =19 dB	2.2 W/ m ² .K
Transparent PCA 16 with Lumira™ aerogel	1.5	67 %	67 %	B-s1-d0	R _w =21 dB	1.2 W/ m ² .K
PCA 20 multi- wall opalescent (PCA10 + PCA10)	1.6	54%	47%	B-s1-d0	R _w =21 dB	1.6 W/ m ² .K
Transparent multi-wall PCA 32, (PCA16+ PCA16)	1.3	33 %	49 %	B-s2-d0	R _w =19 dB	1.3 W/ m ² .K
Transparent PCA 32 avec Aéro-gel Lumira™ multi-wall	0.97	43 %	45 %	ND	R _w = 21 dB	1.1 W/ m ² .K

⁽¹⁾ In relation to the horizontal, according to §2.31 of the Th-Bat rules.

⁽²⁾ Light transmission factor TL D65 and solar transmission factor FS (TST or g) according to EN 410.

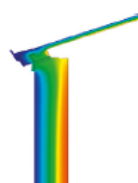
⁽³⁾ Insulation of the filling against airborne noise R_w, pink noise RA (neighbourhood, airport and industrial activities) and road noise RA_{Tr} measured in a laboratory in accordance with NF EN ISO 140

⁽⁴⁾ Performance data given as an indication for an ARCADE THERMIK ROOF 4000 x 10000 mm, height 360 mm.

Isothermal curve



Curve section of the Voûte arcade RPT isothermal curve without additional insulation in the contact area.



Curve section of the Voûte arcade RPT isothermal curve with additional insulation in the contact area.

Hopper Dimensions *

Voûte hopper minimum 1.50m; maximum 5m. (Please contact us for more details)

* If the Arcadef Roof sash is integrated, refer to its permissible ranges. .

COMPLIANCE & INSTALLATION

Compliant with **NF EN 14 963**

Maximum insulation height: the height of the waterproofing upstand must be at least 150 mm in accordance with the DTU.

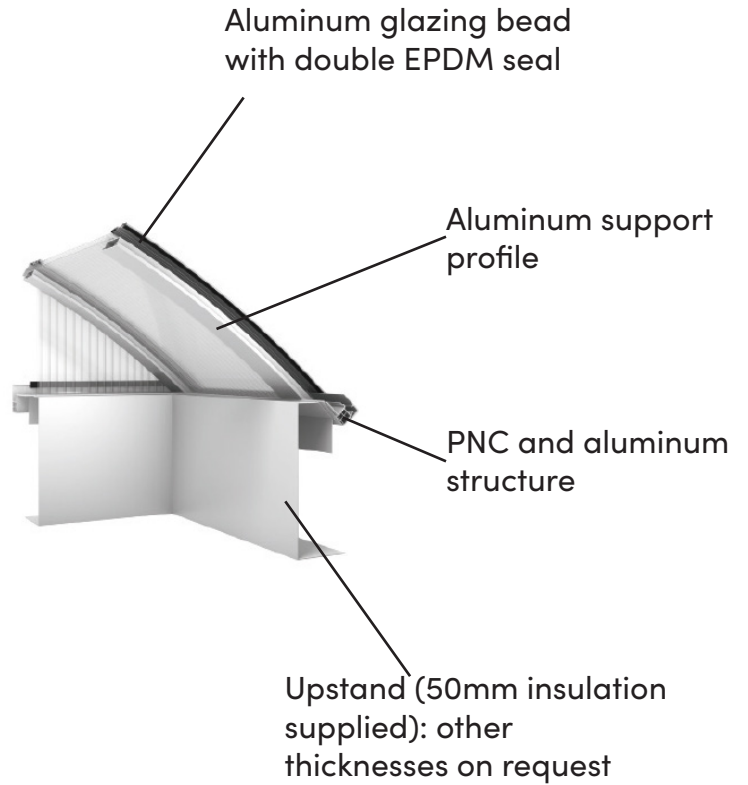
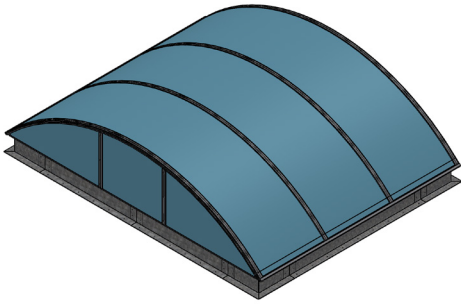
The waterproofing complex (substrate, vapour barrier, insulation and two-ply waterproofing) may not exceed 140 mm for an internal upstand height of 300 mm, or 150 mm for an internal upstand height of 410 mm.

Maximum permissible slope : contact us.

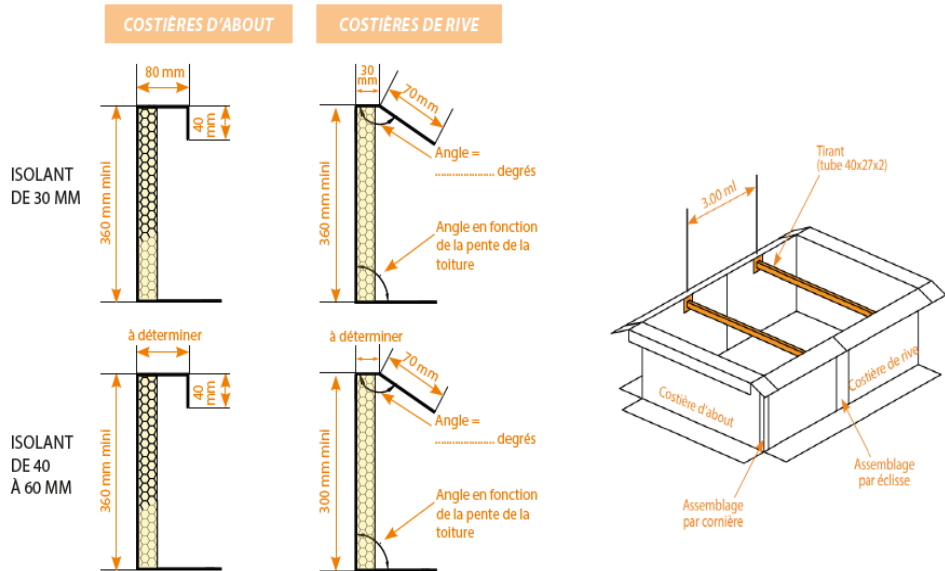
Dop available at www.skydome.eu

Technical diagrams

Schematic diagram voûte arcade



Upstand type for waterproof roofs

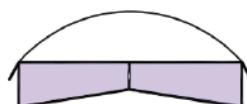


Type of tympanum

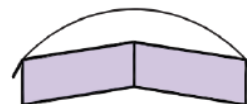
Type 1 :
Flat roof installation



Type 2 :
Framing installation



Type 3 :
Ridge installation with slope adjustment





SKYDÔME

Entre Deux Villes
02270 Sons-et-Ronchères
T : 03 23 21 79 90
M : info@skydome.eu
www.skydome.eu

For the product range in other countries, please contact your local representative or visit www.skydome.eu.

SKYDÔME reserves the right to modify product specifications without notice. The information and technical details contained in this documentation are provided in good faith and apply to the uses described. The recommendations for use must be checked to ensure they are appropriate and comply with the actual requirements, the specifications and all applicable legislation and regulations.

For other applications and conditions of use, please contact our technical team. Their advice must be sought concerning uses of our products that are not described specifically herein.

Click this link to check that you are seeing the most up-to-date and accurate information about our products: